

DOCKLESS MOBILITY



WE ARE



- City of Alexandria, VA
- Department of Transportation & Environmental Services
- Mobility Services Division
- alexandriava.gov/DocklessMobility



ABOUT DOCKLESS MOBILITY

In November 2018, the City began to work with dockless mobility companies that were appearing in Alexandria. The City conducted a two-phased pilot program to determine the need for and structure of a permanent program. The [Ad Hoc Scooter Task Force](#) made a [recommendation](#) to City Council to create a permanent program, and in November 2021, the City Council approved the current Dockless Mobility program. Pursuant to City Code, the City has established an overall cap for the number of dockless mobility devices in the City of 1,200 scooters and 800 e-bikes. This cap on devices can be modified in the future as needed. Four companies have been approved for permits to operate in Alexandria through March 31, 2024.

FY23 MAJOR ACCOMPLISHMENTS

- **Permitted four dockless mobility companies** to deploy up to 1,200 scooters and 200 e-bikes.
- Launched an [enhanced Alex311](#) dockless vehicle reporting function to facilitate prompt retrieval of improperly parked devices.
- Responded to **158 Alex311 requests** related to dockless devices.
- Published a [public dashboard and rider heatmap](#) to showcase dockless trip data.
- Piloted, evaluated and subsequently implemented a **Dockless Mobility Slow Zone** that restricts speeds for dockless devices in the Robinson Landing neighborhood.



FY24 MAJOR WORK OBJECTIVES



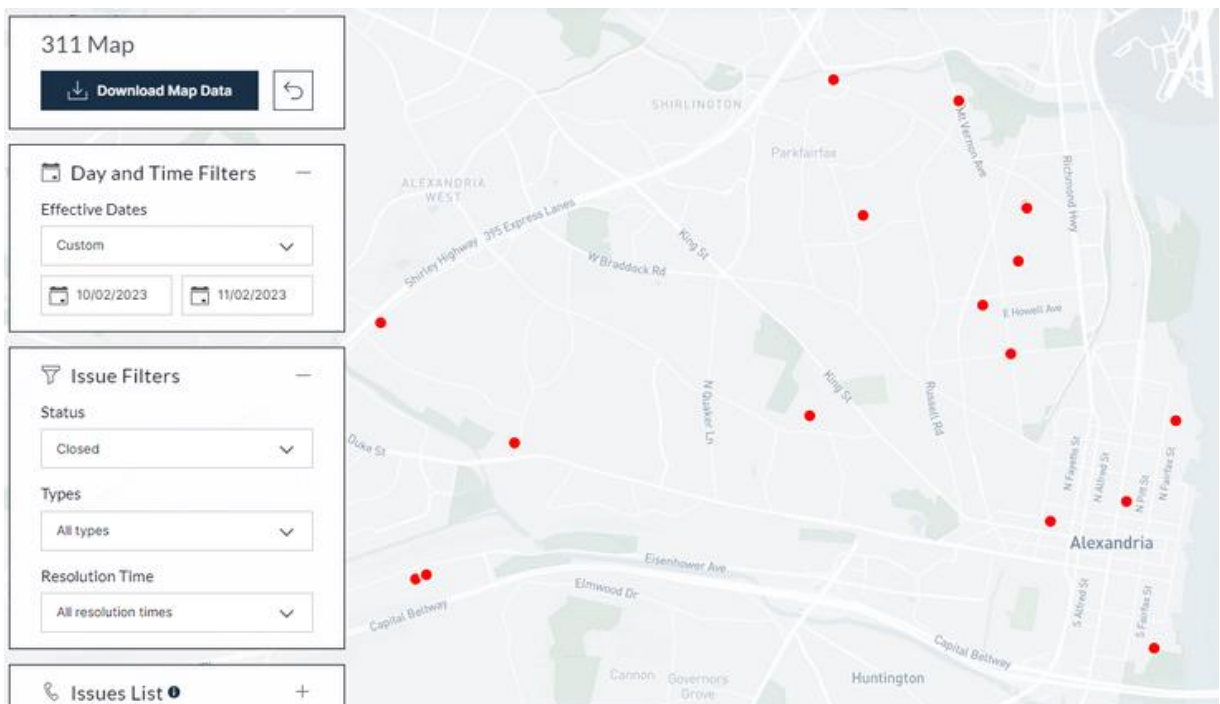
Update Dockless Permit Requirements

Update the dockless permit requirements and application process to focus on past performance and deployment of devices that will best meet the City's and users' needs. The City will evaluate the current vehicle cap, application system and permit requirements to best meet the Alexandria Mobility Plan goals.



Dockless Operator Permit Compliance

City staff will use software and the Alex 311 reporting tool to determine if dockless operators are meeting permit requirements. Staff will also create a system for dealing with non-compliance with certain metrics within the permit.



ONGOING PROGRAM MANAGEMENT



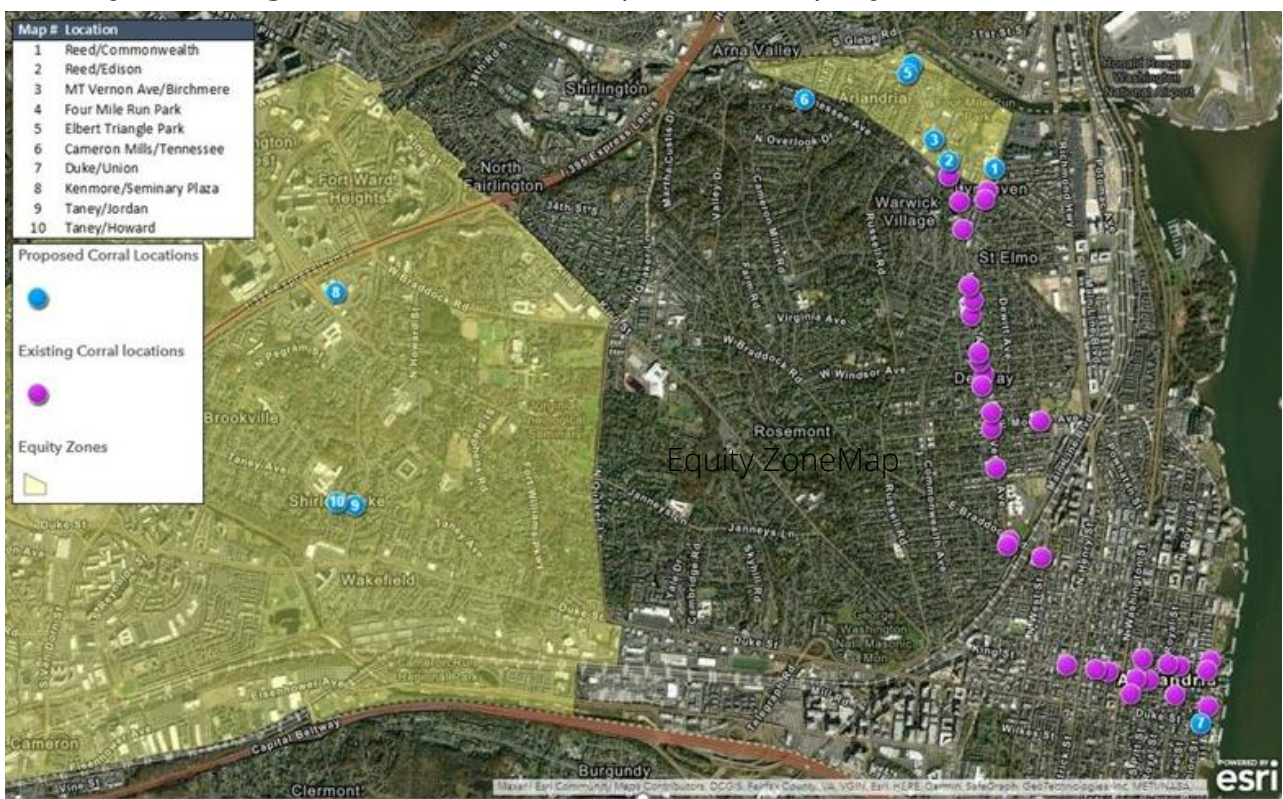
Dockless Outreach and Education

City staff will work with permitted operators to hold education and outreach events to help current users and potential users ride safely and park devices properly. City staff will work to promote the program to work towards the Alexandria Mobility Plan goals of reducing single occupancy vehicle usage.



Dockless Corral Refresh and Expansion

Refresh and update the 32 current corrals for dockless vehicles in the city and add bike racks to these existing corrals. Install an additional 15 dockless corrals with bike racks in other parts of the city with high dockless ridership and in equity zones.



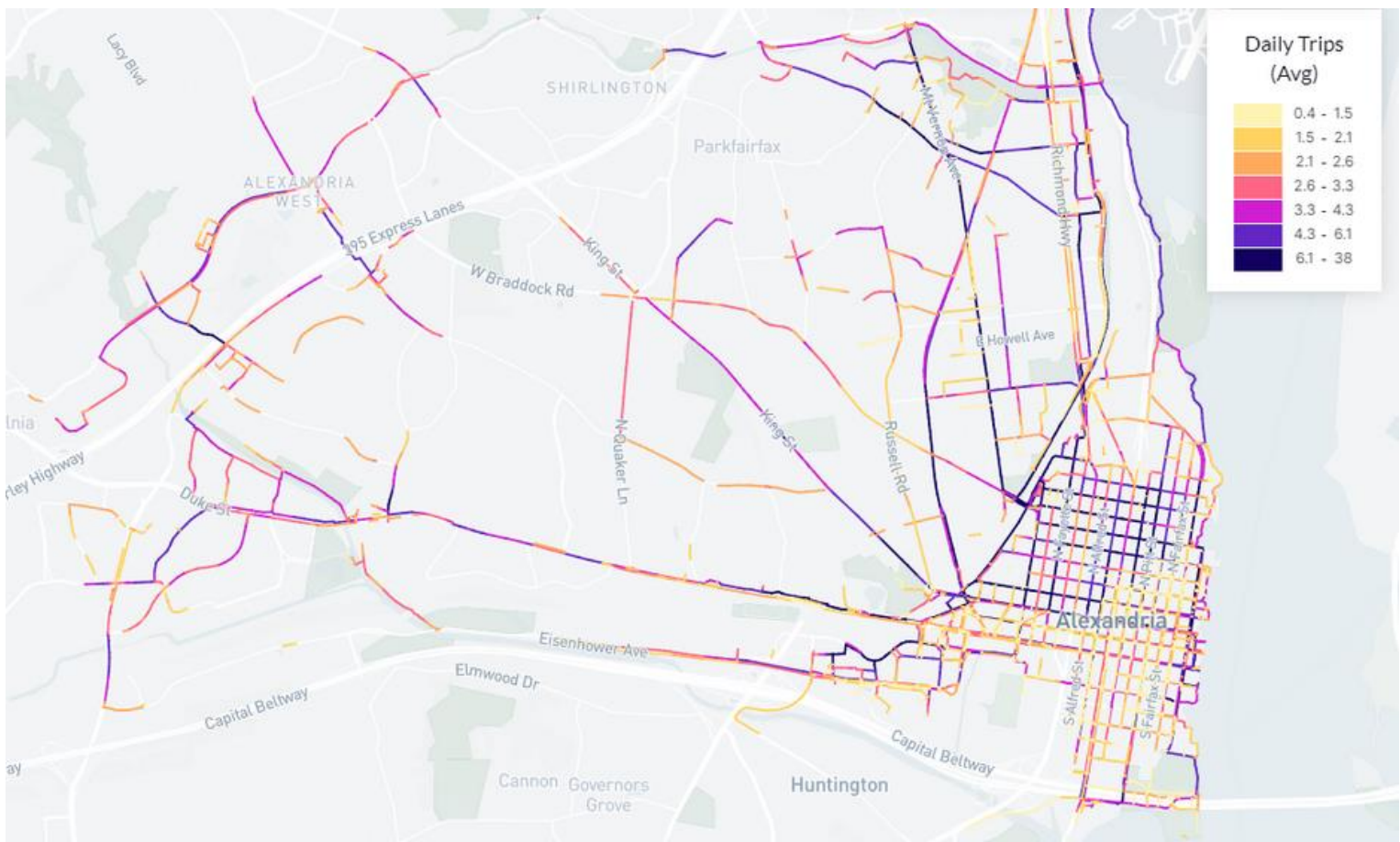
FY24 MAJOR WORK OBJECTIVES



Data Management

City Staff will manage data from the dockless mobility program including data from the four permitted operators to determine compliance with equity zone requirements, metro station deployments, and Alex311 requests. Staff will use the data to determine dockless corral locations and other needed infrastructure to support the program.

FY23 Daily Average Trips





FY23 KEY METRICS

- **4 dockless operators permitted** for FY23-FY24 cycle
- **1,200 scooters and 800 e-bikes** permitted in Citywide cap
 - **861 scooters and 244 e-bikes** deployed on an average day
- **845 scooter trips and 54 e-bike trips** on an average day in June (typically high ridership month)
- **226,278 total trips** that started in Alexandria
- **52,503** Dockless trips that started in **equity zones**
 - 17% in Arlandria (8,867)
 - 33% West of I395 (17,161)
 - 50% Between Quaker Ln and I395 (26,475)
- **18,532** Dockless trips that started **near Metro stations**
 - 42 % at King St (7,855)
 - 42% at Braddock Rd (7,734)
 - 10% at Eisenhower Ave (1,914)
 - 6% at Van Dorn St (1,029)
- **32 parking corrals** for dockless devices
- **46,046 tons** of greenhouse gas emissions saved

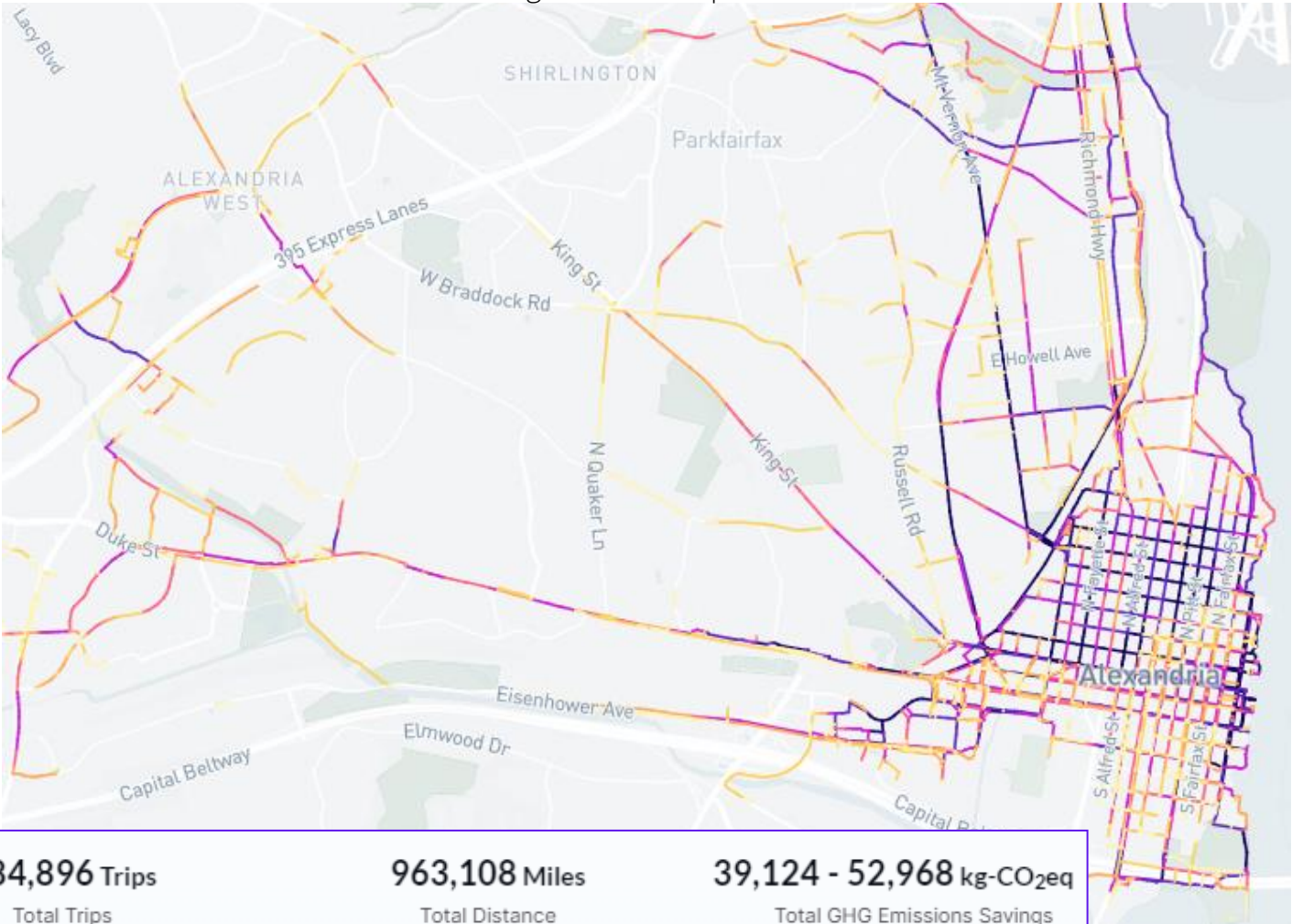


FY23 KEY METRICS

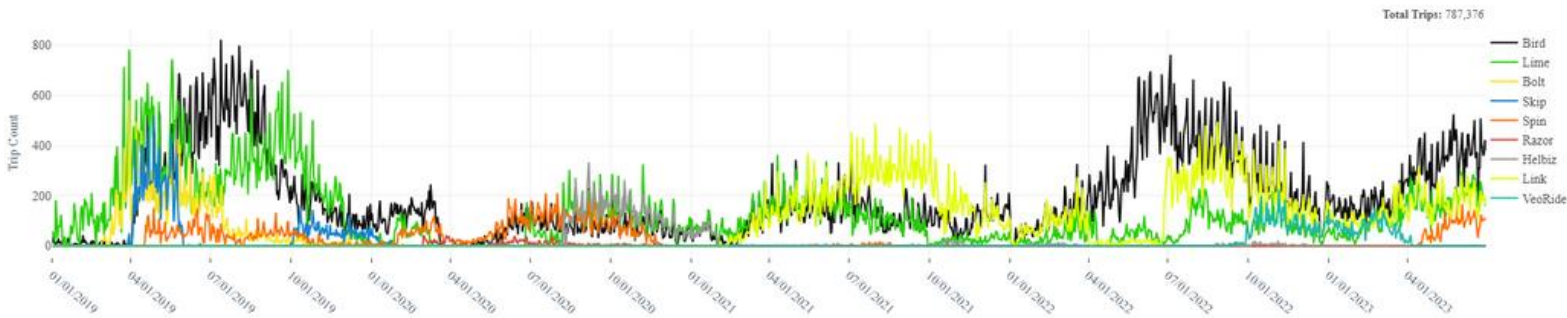


PROGRAM KEY METRICS

Program Total Trips



Trip Count by Operators





PROGRAM BUDGET

Program Year	2019 Pilot	2020-21 Pilot	2022 Permit	2023 Permit
Revenue (Permit Fees)	\$70K	\$290K	\$169K	\$146K
Expenditures	\$35K	\$74K	\$60K	\$85K
Balance	\$35K	\$251K	\$360K	\$421K

*

FY23 Permit Fees

- \$10,000 per permitted operator + \$75 per permitted device

Expenditures Summary

- Data subscription
- Corral installation and bike racks
- City Staffing
- Contractor support

RESOURCES & PARTNERS

- [Dockless Mobility Website](#)
- [Dockless Mobility Dashboard](#)
- [Docket Mobility Pilot Report](#)
- [PUBLIC ROUTES DASHBOARD](#)

Approved Operators:

- [Bird](#)
- [Lime](#)
- [Link/Superpedestrian](#)
- [Spin](#)

